

Tanni's

fire safety activity book



inside
lots of fun, games and puzzles
Key Stage 1



Gwasanaeth Tân ac Achub
Fire and Rescue Service

GWASANAETH TÂN AC ACHUB
Canolfarth a Gorllewin Cymru



Mid and West Wales
FIRE AND RESCUE SERVICE

Gwasanaeth Tân ac Achub
De Cymru



South Wales
Fire and Rescue Service



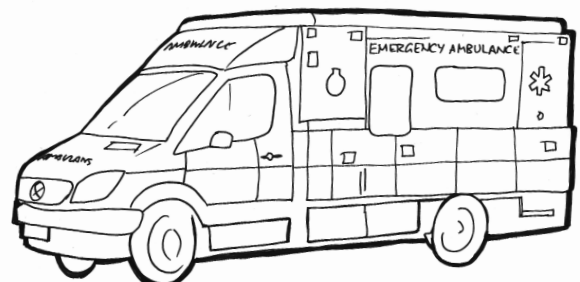

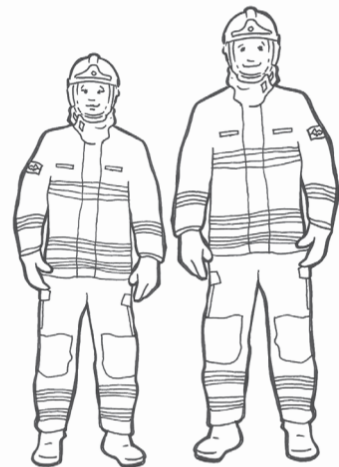


Llywodraeth Cymru
Welsh Government

Funded by the Welsh Assembly Government. Developed by the Fire & Rescue Services of Wales.

People who help us. Who can help who?

Can you identify each picture and then draw different coloured arrows to show who can help who? Are there situations where more than one service can help?

Colour in the pictures when you've finished.




TANNI'S STORY... A DANGEROUS DAY!



IT WAS TANNI'S LITTLE SISTER'S BIRTHDAY,
AND DAD HAD BOUGHT SOME MATCHES AND
A LIGHTER TO LIGHT HER CAKE.....

HE SHOULDN'T HAVE LEFT THEM
OUT ON THE TABLE THOUGH!!



MUM FOUND THEM
AND PUT THEM IN A
DRAWER SHE THOUGHT
WAS SAFE, BUT TANNI
WAS CURIOUS TO SEE
WHAT HAD GONE IN
THE DRAWER!...


SHE STRUCK A MATCH TO
SEE WHAT WOULD HAPPEN,
BUT PANICKED AND DROPPED
THE LIT MATCH!! OH NO!

BEEP BEEP!!!
LUCKILY TANNI'S FAMILY KNEW
THEIR FIRE ESCAPE PLAN, THEY
ALL MET IN THE HALLWAY.




BEEP BEEP!

EVERYONE WALKED OUT OF
THE HOUSE TO A SAFE
PLACE. DAD RANG **999**
RIGHT AWAY!



THE FIRE-FIGHTERS CAME AND WERE ABLE
TO PUT OUT THE FIRE. THE HOUSE WAS
BADLY DAMAGED THOUGH!

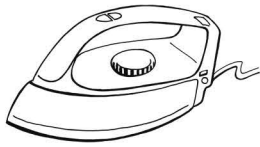


THE FAMILY WERE
VERY RELIEVED
NOBODY WAS HURT.
THEY HAD LEARNED
TO BE EXTREMELY
CAREFUL WITH
ANYTHING THAT
CAUSES FIRE!



What else shouldn't Tanni play with?

Name the item in each box and tick if you think it is safe or dangerous.



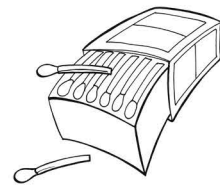
item name

safe ☐ dangerous ☐



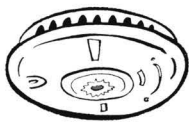
item name

safe ☐ dangerous ☐



item name

safe ☐ dangerous ☐




item name

safe ☐ dangerous ☐




item name

safe ☐ dangerous ☐



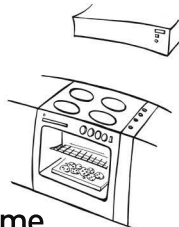
item name

safe ☐ dangerous ☐



item name

safe ☐ dangerous ☐



item name

safe ☐ dangerous ☐



item names

safe ☐ dangerous ☐



item name

safe ☐ dangerous ☐



item name

safe ☐ dangerous ☐




item name

safe ☐ dangerous ☐

It is **very important**
to know your name and address!

Fill in this form below, make a copy
and put it in a very safe place.



My name is _____

My address is _____

My postcode is _____

My telephone number is _____

**The emergency
telephone
number is**

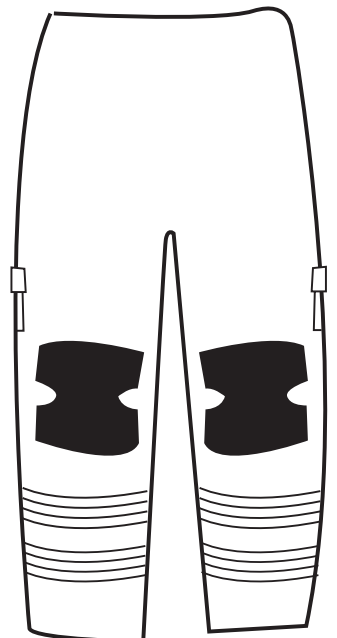
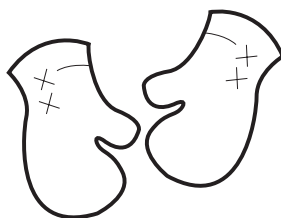


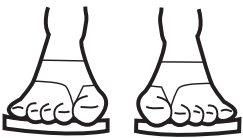
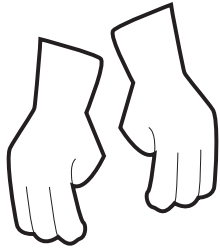
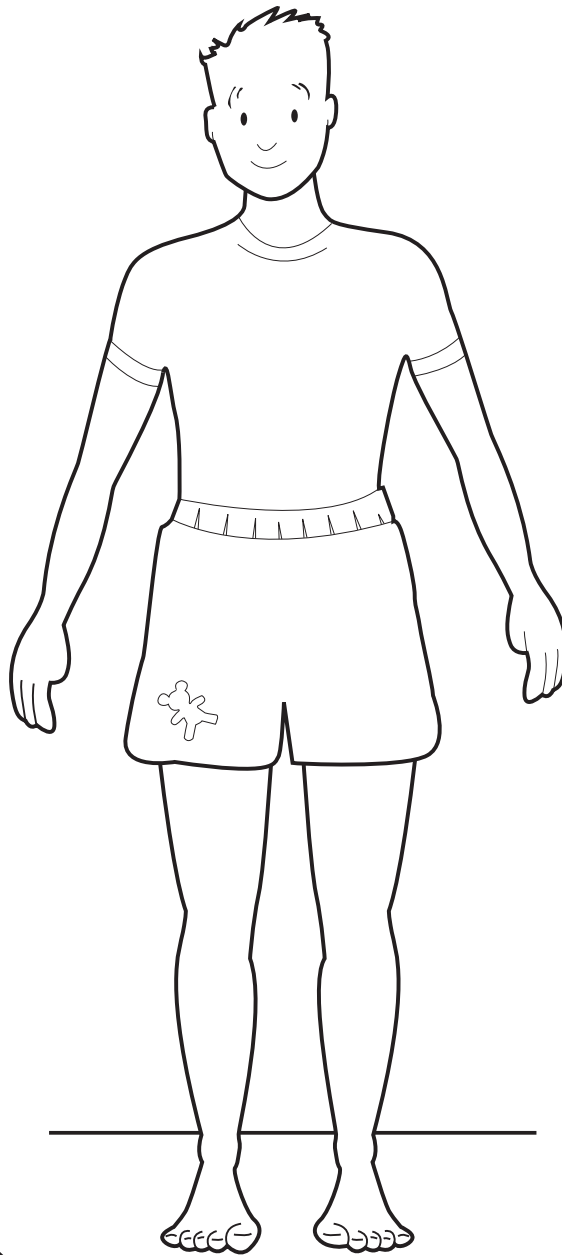
--	--	--




Dress the firefighter

Which items of clothing does firefighter Huw wear to keep him safe?

Draw a line from the correct clothes to Huw.



Can you name these special clothes that Huw wears?



Colour by numbers

Colour in this picture of Huw at work.

- | | |
|----------------|----------------|
| 1. Red | 7. Light blue |
| 2. Light brown | 8. Light green |
| 3. Light grey | 9. Dark green |
| 4. Yellow | 10. Dark grey |
| 5. Black | 11. Orange |
| 6. Dark brown | 12. Mustard |

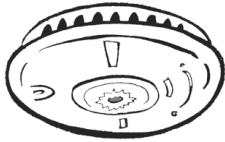


Don't touch - tell!

Please fill in the spaces below, then bring it back to school when you have finished.

My name is _____

I attend _____ school.

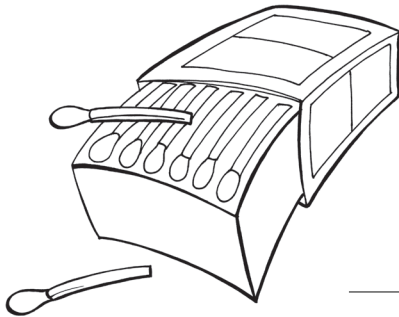


1. How many working smoke alarms do you have in your home?

(Don't forget to check them every week).

2. Where are they? _____

3. The noise our smoke alarms make sound like a _____



4. If I found matches in my house I would _____

5. If I found a lighter in my school I would _____



Please return this form to your teacher. Thank you!

Call 0800 169 1234 for a Home Fire Safety Check

